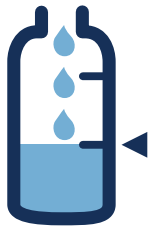




## Mixing Instructions




1

**Add water\*  
to fill line 1**



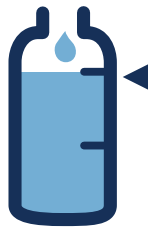
2

**Shake container  
vigorously**



3

**Let contents settle  
for 15 minutes**



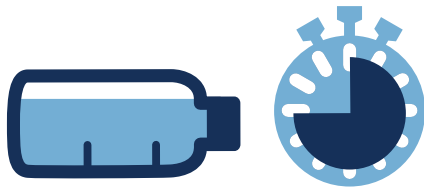
4

**Add water to  
fill line 2**



5

**Shake container  
vigorously**



6

**Place bottle on side and  
let settle for 45 minutes**



7

**Reshake every 30 minutes  
until material is dissolved**



8

**When contents are clear  
with no lumps, solution is ready to use**

(Store in dark cabinet or refrigerator, between 40-80° F.)

\*JointCharge can be mixed with any potable water source. However, if your water supply is high in mineral content, filtered or distilled water is highly recommended. Chlorinated water from a municipal source is acceptable if allowed to breathe in an open container at least one hour prior to mixing.



## Mixing Instructions



1

Add water\*  
to fill line 1



2

Shake container  
vigorously



3

Let contents settle  
for 5 minutes



4

Add water to fill line 2



5

Shake container vigorously



6

Let contents settle for 2 hours



7

Shake container  
vigorously once more



Check after  
5 minutes...



8

When contents are clear  
with no lumps, solution is ready to be used

(Store in dark cabinet or refrigerator, between 40-80° F.)

\*JointCharge can be mixed with any potable water source. However, if your water supply is high in mineral content, filtered or distilled water is highly recommended. Chlorinated water from a municipal source is acceptable if allowed to breathe in an open container at least one hour prior to mixing.